



# Results





Youth Nations Cup  
Södertälje  
26-27 May 2007




# Final Standings


1.  Sweden 2
2.  Germany
3.  Czech Republic
4.  Sweden 1
5.  Austria 1
6.  Denmark
7.  Austria 2
8.  Finland

## Group A

Plac	Team	V1	V2	V3	V4	V5	V6	V7	V8	Total	Avg
1	Germany 										
	<a href="#">Lucas Scholz</a>	30	26	38	22	34	26	39	20	235	29,4
	<a href="#">Jasmin Uhl</a>	42	22	37	25	50	25	38	25	264	33
	<a href="#">Gerrit Britz</a>	35	25	40	23	33	24	37	23	240	30
	<a href="#">Tobias Kube</a>	46	24	30	25	34	25	39	25	248	31
		107	71	105	70	101	74	114	68	710	29,6
	Points	4	5	4	6	6	6	4	4	39	
2	Sweden 1 										
	<a href="#">Tim Hansson</a>	34	24	33	26	34	28	40	22	241	30,1
	<a href="#">Malin Jacobsson</a>	45	30	48	28	48	28	43	25	295	36,9
	<a href="#">John Widlert</a>	34	20	31	26	39	25	48	23	246	30,8
	<a href="#">Filiph Svensson</a>	29	27	31	23	32	25	37	21	225	28,1
		97	71	95	75	105	78	120	66	707	29,5
	Points	6	5	6	4	4	4	0	6	35	



3 Austria 2 

<a href="#">Daniel Krof</a>	47	29	34	25	50	29	34	25	273	34,1
<a href="#">Simon Schatz</a>	34	27	39	30	33	27	37	25	252	31,5
<a href="#">Christoph Schatzer</a>	31	25	35	28	41	26	35	23	244	30,5
	112	81	108	83	124	82	106	73	769	32
Points	2	2	2	2	2	2	6	2	20	

4 Finland 

<a href="#">Juuso Puolakkainen</a>	40	25	46	28	50	28	30	31	278	34,8
<a href="#">Mia Paavola</a>	56	36	40	31	32	32	47	28	302	37,8
<a href="#">Matias Røj</a>	48	31	40	26	47	33	38	30	293	36,6
	144	92	126	85	129	93	115	89	873	36,4
Points	0	0	0	0	0	0	2	0	2	



## Group B

Plac	Team	V1	V2	V3	V4	V5	V6	V7	V8	Totalt	Snitt
1	Sweden 2 										
	<a href="#">Tomas Öberg</a>	36	24	31	23	30	22	32	22	220	27,5
	<a href="#">Evelina Hansson</a>	47	30	52	29	49	30	41	25	303	37,9
	<a href="#">Rasmus Schedin</a>	41	22	37	25	34	24	36	26	245	30,6
	<a href="#">Martin Sjöberg</a>	30	27	29	28	34	24	30	27	229	28,6
		107	73	97	76	98	70	98	73	692	28,8
	Points	4	4	6	4	6	5	6	2	37	
2	Czech Rep 										
	<a href="#">Vit Skaloud</a>	40	26	35	25	36	23	35	24	244	30,5
	<a href="#">Jana Nakladalova</a>	39	24	42	27	34	27	41	29	263	32,9
	<a href="#">Michal Stancik</a>	39	24	40	23	40	30	50	24	270	33,8
	<a href="#">Ivan Macho</a>	36	21	36	25	40	24	27	25	234	29,3
		114	69	111	73	110	74	103	73	727	30,3
	Points	2	6	4	6	4	2	4	2	30	





## TEAM

Rank5-8:1

Plac	Team	V9	V10	Total	Avg
<b>1</b>	<b>Denmark</b> 				
	<a href="#">Christopher Puus Pedersen</a>	44	23	67	33,5
	<a href="#">Kenneth Lass</a>	41	25	66	33
	<a href="#">Benjamin Skjoldan</a>	32	28	60	30
		<b>117</b>	<b>76</b>	<b>193</b>	<b>32,2</b>
<b>2</b>	<b>Austria 2</b> 				
	<a href="#">Daniel Krof</a>	41	32	73	36,5
	<a href="#">Simon Schatz</a>	43	27	70	35
	<a href="#">Christoph Schatzer</a>	42	25	67	33,5
		<b>126</b>	<b>84</b>	<b>210</b>	<b>35</b>



## TEAM

Rank5-8:2



Plac	Team	V9	V10	Total	Avg
<b>1</b>	<b>Austria 1</b> 				
	<a href="#">Elias Eberle</a>	33	23	56	28
	<a href="#">Patrick Riener</a>	31	25	56	28
	<a href="#">Birgit Dallinger</a>	38	26	64	32
	<a href="#">Klaus Pürstinger</a>	35	26	61	30,5
		<b>99</b>	<b>74</b>	<b>173</b>	<b>28,8</b>
<b>2</b>	<b>Finland</b> 				
	<a href="#">Juuso Puolakkainen</a>	29	25	54	27
	<a href="#">Mia Paavola</a>	40	29	69	34,5
	<a href="#">Matias Røj</a>	41	31	72	36
		<b>110</b>	<b>85</b>	<b>195</b>	<b>32,5</b>





## TEAM

Plac	Team	Semifinal:1		Total	Avg
		V9	V10		
<b>1</b>	<b>Germany</b> 				
	<a href="#">Lucas Scholz</a>	<b>37</b>	<b>23</b>	<b>60</b>	<b>30</b>
	<a href="#">Jasmin Uhl</a>	<b>42</b>	<b>21</b>	<b>63</b>	<b>31,5</b>
	<a href="#">Gerrit Britz</a>	<b>35</b>	<b>22</b>	<b>57</b>	<b>28,5</b>
	<a href="#">Tobias Kube</a>	<b>39</b>	<b>26</b>	<b>65</b>	<b>32,5</b>
		<b>153</b>	<b>92</b>	<b>245</b>	<b>30,6</b>
<b>2</b>	<b>Czech Rep.</b> 				
	<a href="#">Vit Skaloud</a>	<b>41</b>	<b>26</b>	<b>67</b>	<b>33,5</b>
	<a href="#">Jana Nakladalova</a>	<b>46</b>	<b>25</b>	<b>71</b>	<b>35,5</b>
	<a href="#">Michal Stancik</a>	<b>39</b>	<b>24</b>	<b>63</b>	<b>31,5</b>
	<a href="#">Ivan Macho</a>	<b>36</b>	<b>24</b>	<b>60</b>	<b>30</b>
		<b>162</b>	<b>99</b>	<b>261</b>	<b>32,6</b>



## TEAM



Plac	Team	Semifinal:2		Total	Avg
		V9	V10		
<b>1</b>	<b>Sweden 2</b> 				
	<a href="#">Tomas Öberg</a>	<b>29</b>	<b>24</b>	<b>53</b>	<b>26,5</b>
	<a href="#">Evelina Hansson</a>	<b>41</b>	<b>27</b>	<b>68</b>	<b>34</b>
	<a href="#">Rasmus Schedin</a>	<b>32</b>	<b>22</b>	<b>54</b>	<b>27</b>
	<a href="#">Martin Sjöberg</a>	<b>32</b>	<b>24</b>	<b>56</b>	<b>28</b>
		<b>134</b>	<b>97</b>	<b>231</b>	<b>28,9</b>
<b>2</b>	<b>Sweden 1</b> 				
	<a href="#">Tim Hansson</a>	<b>28</b>	<b>24</b>	<b>52</b>	<b>26</b>
	<a href="#">Malin Jacobsson</a>	<b>41</b>	<b>30</b>	<b>71</b>	<b>35,5</b>
	<a href="#">John Widlert</a>	<b>41</b>	<b>24</b>	<b>65</b>	<b>32,5</b>
	<a href="#">Filiph Svensson</a>	<b>34</b>	<b>25</b>	<b>59</b>	<b>29,5</b>
		<b>144</b>	<b>103</b>	<b>247</b>	<b>30,9</b>

## TEAM



Plac	Team	Rank5-6 V11	V12	Total	Avg
<b>1</b>	<b>Austria 1</b> 				
	<a href="#">Elias Eberle</a>	<b>46</b>	<b>22</b>	<b>68</b>	<b>34</b>
	<a href="#">Patrick Riener</a>	<b>36</b>	<b>27</b>	<b>63</b>	<b>31,5</b>
	<a href="#">Birgit Dallinger</a>	<b>42</b>	<b>31</b>	<b>73</b>	<b>36,5</b>
	<a href="#">Klaus Pürstinger</a>	<b>39</b>	<b>25</b>	<b>64</b>	<b>32</b>
		<b>117</b>	<b>74</b>	<b>191</b>	<b>31,8</b>
<b>2</b>	<b>Denmark</b> 				
	<a href="#">Christopher Puus Pedersen</a>	<b>53</b>	<b>24</b>	<b>77</b>	<b>38,5</b>
	<a href="#">Kenneth Lass</a>	<b>39</b>	<b>26</b>	<b>65</b>	<b>32,5</b>
	<a href="#">Benjamin Skjoldan</a>	<b>39</b>	<b>30</b>	<b>69</b>	<b>34,5</b>
		<b>131</b>	<b>80</b>	<b>211</b>	<b>35,2</b>

## TEAM




















Plac	Team	Rank7-8 V11	V12	Totalt	Avg
<b>1</b>	<b>Austria 2</b> 				
	<a href="#">Daniel Krof</a>	<b>36</b>	<b>22</b>	<b>58</b>	<b>29</b>
	<a href="#">Christoph Schatzer</a>	<b>39</b>	<b>21</b>	<b>60</b>	<b>30</b>
	<a href="#">Simon Schatz</a>	<b>37</b>	<b>22</b>	<b>59</b>	<b>29,5</b>
		<b>112</b>	<b>65</b>	<b>177</b>	<b>29,5</b>
<b>2</b>	<b>Finland</b> 				
	<a href="#">Juuso Puolakkainen</a>	<b>42</b>	<b>27</b>	<b>69</b>	<b>34,5</b>
	<a href="#">Mia Paavola</a>	<b>41</b>	<b>30</b>	<b>71</b>	<b>35,5</b>
	<a href="#">Matias Røj</a>	<b>39</b>	<b>31</b>	<b>70</b>	<b>35</b>
		<b>122</b>	<b>88</b>	<b>210</b>	<b>35</b>

		TEAM				
Plac	Team	Rank3-4	V11	V12	Total	Avg
<b>1</b>	<b>Czech rep.</b> 					
	<a href="#">Vit Skaloud</a>	<b>36</b>	<b>21</b>	<b>57</b>	<b>28,5</b>	
	<a href="#">Jana Nakladalova</a>	<b>41</b>	<b>27</b>	<b>68</b>	<b>34</b>	
	<a href="#">Michal Stancik</a>	<b>32</b>	<b>27</b>	<b>59</b>	<b>29,5</b>	
	<a href="#">Ivan Macho</a>	<b>34</b>	<b>24</b>	<b>58</b>	<b>29</b>	
		<b>143</b>	<b>99</b>	<b>242</b>	<b>30,3</b>	
<b>2</b>	<b>Sweden 1</b> 					
	<a href="#">Tim Hansson</a>	<b>33</b>	<b>27</b>	<b>60</b>	<b>30</b>	
	<a href="#">Malin Jacobsson</a>	<b>39</b>	<b>25</b>	<b>64</b>	<b>32</b>	
	<a href="#">John Widlert</a>	<b>36</b>	<b>24</b>	<b>60</b>	<b>30</b>	
	<a href="#">Filiph Svensson</a>	<b>35</b>	<b>26</b>	<b>61</b>	<b>30,5</b>	
		<b>143</b>	<b>102</b>	<b>245</b>	<b>30,6</b>	








## TEAM

Plac	Team	Final		Total	Avg
		V11	V12		
<b>1</b>	<b>Sweden 2</b> 				
	<a href="#">Tomas Öberg</a>	<b>32</b>	<b>23</b>	<b>55</b>	<b>27,5</b>
	<a href="#">Evelina Hansson</a>	<b>39</b>	<b>27</b>	<b>66</b>	<b>33</b>
	<a href="#">Rasmus Schedin</a>	<b>32</b>	<b>30</b>	<b>62</b>	<b>31</b>
	<a href="#">Martin Sjöberg</a>	<b>30</b>	<b>19</b>	<b>49</b>	<b>24,5</b>
		<b>133</b>	<b>99</b>	<b>232</b>	<b>29</b>
<b>2</b>	<b>Germany</b> 				
	<a href="#">Lucas Scholz</a>	<b>42</b>	<b>25</b>	<b>67</b>	<b>33,5</b>
	<a href="#">Jasmin Uhl</a>	<b>31</b>	<b>26</b>	<b>57</b>	<b>28,5</b>
	<a href="#">Tobias Kube</a>	<b>41</b>	<b>22</b>	<b>63</b>	<b>31,5</b>
	<a href="#">Gerrit Britz</a>	<b>35</b>	<b>20</b>	<b>55</b>	<b>27,5</b>
		<b>149</b>	<b>93</b>	<b>242</b>	<b>30,3</b>











## Youth men

Plac	Namn	Land	F1	E2	F3	E4	F5	E6	F7	E8	F9	E10	F11	E12	FAvg	Ftot	Eavg	Etot	Diff	Tot
1	<a href="#">Tomas Öberg</a>	 Sweden	36	24	31	23	30	22	32	22	29	24	32	23	31,7	190	23	138	14	328
2	<a href="#">Martin Sjöberg</a>	 Sweden	30	27	29	28	34	24	30	27	32	24	30	19	30,8	185	24,8	149	15	334
3	<a href="#">Filiph Svensson</a>	 Sweden	29	27	31	23	32	25	37	21	34	25	35	26	33	198	24,5	147	16	345
4	<a href="#">Ivan Macho</a>	 Czech rep	36	21	36	25	40	24	27	25	36	24	34	24	34,8	209	23,8	143	19	352
5	<a href="#">Gerrit Britz</a>	 Germany	35	25	40	23	33	24	37	23	35	22	35	20	35,8	215	22,8	137	20	352
6	<a href="#">Tim Hansson</a>	 Sweden	34	24	33	26	34	28	40	22	28	24	33	27	33,7	202	25,2	151	18	353
7	<a href="#">Rasmus Schedin</a>	 Sweden	41	22	37	25	34	24	36	26	32	22	32	30	35,3	212	24,8	149	19	361
8	<a href="#">Lucas Scholz</a>	 Germany	30	26	38	22	34	26	39	20	37	23	42	25	36,7	220	23,7	142	22	362
9	<a href="#">Klaus Pürstinger</a>	 Austria	35	26	35	29	35	22	29	27	35	26	39	25	34,7	208	25,8	155	17	363
10	<a href="#">Christoph Schatzer</a>	 Austria	31	25	35	28	41	26	35	23	42	25	39	21	37,2	223	24,7	148	21	371
11	<a href="#">John Widlert</a>	 Sweden	34	20	31	26	39	25	48	23	41	24	36	24	38,2	229	23,7	142	28	371
12	<a href="#">Andreas Schelling</a>	 Switzerland	32	31	33	24	39	23	41	27					36,3	145	26,3	105	18	250
13	<a href="#">Tobias Kube</a>	 Germany	46	24	30	25	34	25	39	25	39	26	41	22	38,2	229	24,5	147	24	376
14	<a href="#">Elias Eberle</a>	 Austria	34	24	39	25	42	23	42	25	33	23	46	22	39,3	236	23,7	142	24	378
15	<a href="#">Simon Schatz</a>	 Austria	34	27	39	30	33	27	37	25	43	27	37	22	37,2	223	26,3	158	21	381
16	<a href="#">Patrick Riener</a>	 Austria	33	29	48	28	38	25	45	25	31	25	36	27	38,5	231	26,5	159	23	390
17	<a href="#">Benjamin Skjoldan</a>	 Denmark	34	29	39	29	45	29	34	23	32	28	39	30	37,2	223	28	168	22	391
18	<a href="#">Michal Stancik</a>	 Czech rep	39	24	40	23	40	30	50	24	39	24	32	27	40	240	25,3	152	27	392
19	<a href="#">Kenneth Lass</a>	 Denmark	46	31	44	26	46	25	46	23	41	25	39	26	43,7	262	26	156	23	418

## Youth women




























Plac	Namn	Land	F1	E2	F3	E4	F5	E6	F7	E8	F9	E10	F11	E12	FAvg	Ftot	Eavg	Etot	Diff	Tot
1	<a href="#">Jasmin Uhl</a>	 Germany	42	22	37	25	50	25	38	25	42	21	31	26	40	240	24	144	29	384
2	<a href="#">Jana Nakladalova</a>	 Czech rep	39	24	42	27	34	27	41	29	46	25	41	27	40,5	243	26,5	159	22	402
3	<a href="#">Bettina Bürki</a>	 Switzerland	37	26	38	27	49	29	37	26					40,3	161	27	108	23	269
4	<a href="#">Birgit Dallinger</a>	 Austria	45	26	54	25	43	30	43	23	38	26	42	31	44,2	265	26,8	161	31	426
5	<a href="#">Malin Jacobsson</a>	 Sweden	45	30	48	28	48	28	43	25	41	30	39	25	44	264	27,7	166	23	430
6	<a href="#">Evelina Hansson</a>	 Sweden	47	30	52	29	49	30	41	25	41	27	39	27	44,8	269	28	168	27	437
7	<a href="#">Mia Paavola</a>	 Finland	56	36	40	31	32	32	47	28	40	29	41	30	42,7	256	31	186	28	442




## Youth Kids

Plac	Namn	Land	F1	E2	F3	E4	F5	E6	F7	E8	F9	E10	F11	E12	FAvg	Ftot	Eavg	Etot	Diff	Tot
1	<a href="#">Vit Skaloud</a>	 Czech rep	40	26	35	25	36	23	35	24	41	26	36	21	37,2	223	24,2	145	20	368
2	<a href="#">Anna Nitschke</a>	 Germany	37	24	46	26	45	26	34	20					40,5	162	24	96	26	258
3	<a href="#">Maximilian Krämer</a>	 Germany	35	26	39	26	43	26	40	26					39,3	157	26	104	17	261
4	<a href="#">Frida Elmdahl</a>	 Sweden	44	25	41	26	36	24	41	25					40,5	162	25	100	20	262
5	<a href="#">Juuso Puolakkainen</a>	 Finland	40	25	46	28	50	28	30	31	29	25	42	27	39,5	237	27,3	164	25	401
6	<a href="#">Marcus Forss</a>	 Sweden	40	28	38	29	39	27	41	26					39,5	158	27,5	110	15	268
7	<a href="#">Daniel Krof</a>	 Austria	47	29	34	25	50	29	34	25	41	32	36	22	40,3	242	27	162	28	404
8	<a href="#">Philipp Riegler</a>	 Austria	48	33	40	26	41	26	38	28					41,8	167	28,3	113	22	280
9	<a href="#">Matias Røj</a>	 Finland	48	31	40	26	47	33	38	30	41	31	39	31	42,2	253	30,3	182	22	435
10	<a href="#">Christopher Puus Pedersen</a>	 Denmark	55	29	44	27	48	28	43	26	44	23	53	24	47,8	287	26,2	157	32	444



## Straight list

Plac	Namn	Land	Klass	F1	E2	F3	E4	F5	E6	F7	E8	F9	E10	F11	E12	Tot	Avg	Diff
1	<a href="#">Tomas Öberg</a>	 Sverige	YM	36	24	31	23	30	22	32	22	29	24	32	23	328	27,3	14
2	<a href="#">Martin Sjöberg</a>	 Sverige	YM	30	27	29	28	34	24	30	27	32	24	30	19	334	27,8	15
3	<a href="#">Filiph Svensson</a>	 Sverige	YM	29	27	31	23	32	25	37	21	34	25	35	26	345	28,8	16
4	<a href="#">Ivan Macho</a>	 Tjeckoslovakien	YM	36	21	36	25	40	24	27	25	36	24	34	24	352	29,3	19
5	<a href="#">Gerrit Britz</a>	 Tyskland	YM	35	25	40	23	33	24	37	23	35	22	35	20	352	29,3	20
6	<a href="#">Tim Hansson</a>	 Sverige	YM	34	24	33	26	34	28	40	22	28	24	33	27	353	29,4	18
7	<a href="#">Rasmus Schedin</a>	 Sverige	YM	41	22	37	25	34	24	36	26	32	22	32	30	361	30,1	19
8	<a href="#">Lucas Scholz</a>	 Tyskland	YM	30	26	38	22	34	26	39	20	37	23	42	25	362	30,2	22
9	<a href="#">Klaus Pürstinger</a>	 Österrike	YM	35	26	35	29	35	22	29	27	35	26	39	25	363	30,3	17
10	<a href="#">Vit Skaloud</a>	 Tjeckoslovakien	YK	40	26	35	25	36	23	35	24	41	26	36	21	368	30,7	20
11	<a href="#">Christoph Schatzer</a>	 Österrike	YM	31	25	35	28	41	26	35	23	42	25	39	21	371	30,9	21
12	<a href="#">John Widlert</a>	 Sverige	YM	34	20	31	26	39	25	48	23	41	24	36	24	371	30,9	28
13	<a href="#">Andreas Schelling</a>	 Schweiz	YM	32	31	33	24	39	23	41	27					250	31,3	18
14	<a href="#">Tobias Kube</a>	 Tyskland	YM	46	24	30	25	34	25	39	25	39	26	41	22	376	31,3	24
15	<a href="#">Elias Eberle</a>	 Österrike	YM	34	24	39	25	42	23	42	25	33	23	46	22	378	31,5	24
16	<a href="#">Simon Schatz</a>	 Österrike	YM	34	27	39	30	33	27	37	25	43	27	37	22	381	31,8	21
17	<a href="#">Jasmin Uhl</a>	 Tyskland	YW	42	22	37	25	50	25	38	25	42	21	31	26	384	32	29
18	<a href="#">Anna Nitschke</a>	 Tyskland	YK	37	24	46	26	45	26	34	20					258	32,3	26
19	<a href="#">Patrick Riener</a>	 Österrike	YM	33	29	48	28	38	25	45	25	31	25	36	27	390	32,5	23
20	<a href="#">Benjamin Skjoldan</a>	 Danmark	YM	34	29	39	29	45	29	34	23	32	28	39	30	391	32,6	22
21	<a href="#">Maximilian Krämer</a>	 Tyskland	YK	35	26	39	26	43	26	40	26					261	32,6	17
22	<a href="#">Michal Stancik</a>	 Tjeckoslovakien	YM	39	24	40	23	40	30	50	24	39	24	32	27	392	32,7	27
23	<a href="#">Frida Elmdahl</a>	 Sverige	YK	44	25	41	26	36	24	41	25					262	32,8	20
24	<a href="#">Juuso Puolakkainen</a>	 Finland	YK	40	25	46	28	50	28	30	31	29	25	42	27	401	33,4	25
25	<a href="#">Marcus Forss</a>	 Sverige	YK	40	28	38	29	39	27	41	26					268	33,5	15
26	<a href="#">Jana Nakladalova</a>	 Tjeckoslovakien	YW	39	24	42	27	34	27	41	29	46	25	41	27	402	33,5	22
27	<a href="#">Bettina Bürki</a>	 Schweiz	YW	37	26	38	27	49	29	37	26					269	33,6	23

28	<a href="#">Daniel Krof</a>		Österrike	YK	47	29	34	25	50	29	34	25	41	32	36	22	404	33,7	28
29	<a href="#">Kenneth Lass</a>		Danmark	YM	46	31	44	26	46	25	46	23	41	25	39	26	418	34,8	23
30	<a href="#">Philipp Riegler</a>		Österrike	YK	48	33	40	26	41	26	38	28					280	35	22
31	<a href="#">Birgit Dallinger</a>		Österrike	YW	45	26	54	25	43	30	43	23	38	26	42	31	426	35,5	31
32	<a href="#">Malin Jacobsson</a>		Sverige	YW	45	30	48	28	48	28	43	25	41	30	39	25	430	35,8	23
33	<a href="#">Matias Røj</a>		Finland	YK	48	31	40	26	47	33	38	30	41	31	39	31	435	36,3	22
34	<a href="#">Evelina Hansson</a>		Sverige	YW	47	30	52	29	49	30	41	25	41	27	39	27	437	36,4	27
35	<a href="#">Mia Paavola</a>		Finland	YW	56	36	40	31	32	32	47	28	40	29	41	30	442	36,8	28
36	<a href="#">Christopher Puus Pedersen</a>		Danmark	YK	55	29	44	27	48	28	43	26	44	23	53	24	444	37	32

# Lane statistics

## Felt

<b>Nr</b>	<b>Namn</b>	<b>1</b>	<b>2</b>	<b>3</b>	<b>4</b>	<b>5</b>	<b>6</b>	<b>7</b>	<b>Avg</b>
1	Double gate	68	102	26	5	0	1	0	1,86
2	Gentleman	70	62	32	15	6	9	8	2,43
3	Twin gate	32	91	74	5	0	0	0	2,26
4	Coinslot	117	50	22	10	2	1	0	1,68
5	Fishbone	43	89	48	15	4	1	2	2,3
6	Moneybox	112	58	22	4	3	1	2	1,71
7	Optical illusion	29	96	55	16	5	1	0	2,38
8	Örkelljunga	107	43	29	14	4	1	4	1,93
9	Bridge	43	107	29	15	4	1	3	2,23
10	Horseshoe	102	54	29	12	4	1	0	1,84
11	Möllbergs cradle	77	52	39	16	4	7	7	2,34
12	Extended angle	60	87	35	13	7	0	0	2,11
13	Trench	54	107	31	5	1	3	1	2,03
14	Drop	2	126	50	15	7	2	0	2,53
15	Banked angle	18	123	36	13	6	3	3	2,44
16	Boxes	43	72	69	15	2	1	0	2,33
17	Heel	105	13	71	1	10	2	0	2,03
18	Vertical hole	87	42	35	18	7	6	7	2,32

## Eternit

<b>Nr</b>	<b>Namn</b>	<b>1</b>	<b>2</b>	<b>3</b>	<b>4</b>	<b>5</b>	<b>6</b>	<b>7</b>	<b>Avg</b>
1	Pyramids	180	20	2	0	0	0	0	1,12
2	Salto	60	132	9	1	0	0	0	1,76
3	Truncated cones	111	89	1	1	0	0	0	1,47
4	Middle hill	187	7	8	0	0	0	0	1,11
5	Net	175	23	4	0	0	0	0	1,15
6	Optical Illusion	114	73	14	1	0	0	0	1,51
7	Window	88	74	29	6	4	1	0	1,85
8	Flat loop	158	39	5	0	0	0	0	1,24
9	Kidney	131	36	22	6	5	0	2	1,64
10	Double wave	78	124	0	0	0	0	0	1,61
11	Cannon	108	62	17	12	1	2	0	1,72
12	Angle	136	65	1	0	0	0	0	1,33
13	Straight run with target window	131	51	12	4	3	1	0	1,51
14	Bridge	115	87	0	0	0	0	0	1,43
15	Vulcano	188	14	0	0	0	0	0	1,07
16	Passage	140	54	7	1	0	0	0	1,35
17	Lightning	85	109	8	0	0	0	0	1,62
18	Labyrinth	157	35	8	1	0	0	1	1,3